

# Parlemeter 2022

26,431 interviews | face-to-face\*  
12/10 - 07/11/2022

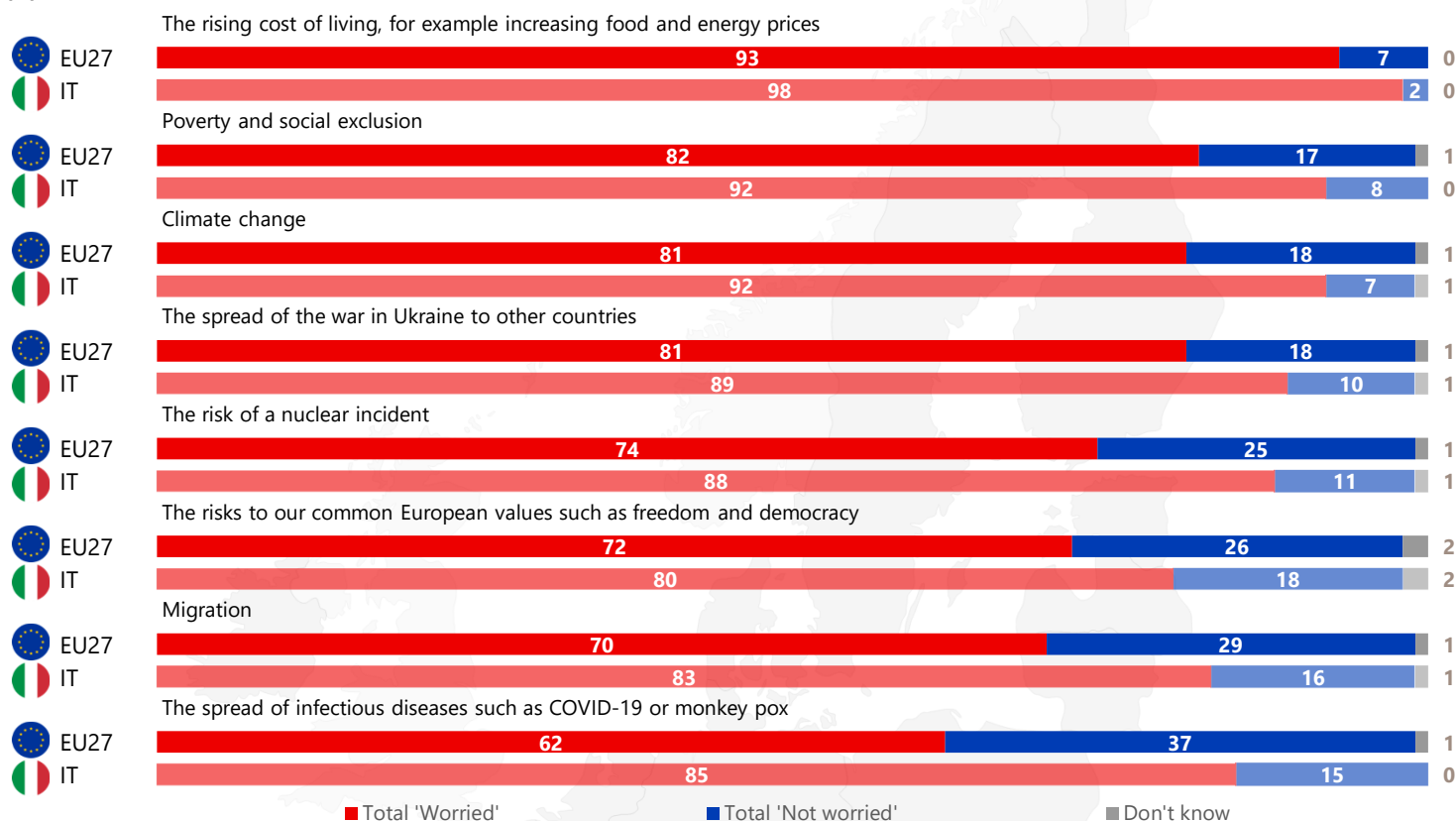
1,027 interviews | face-to-face  
12/10 - 21/10/2022

\*Including CAVI (Computer-assisted video interviewing)

## Factsheet Italy

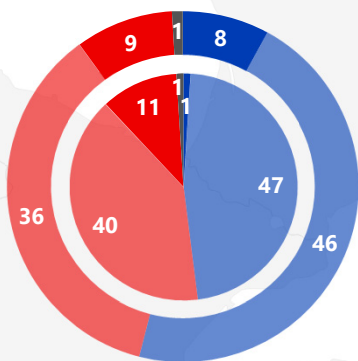
### CHALLENGES AHEAD FOR EU CITIZENS

**QA18. To what extent are you currently worried or not about each of the following issues for your life and those of your close ones?** (%)



### THE COST OF LIVING

**QA16. Thinking about your household's income, how would you describe your current situation?** (%)

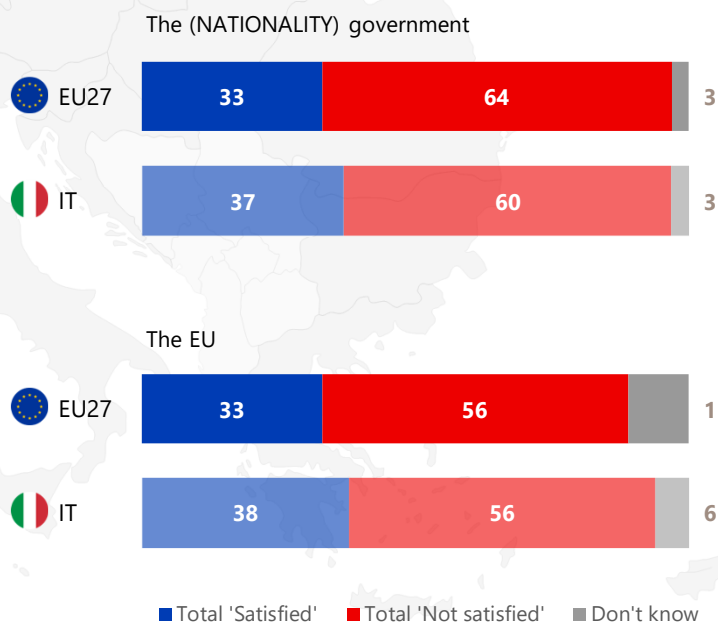


EU27 Outer Pie

IT Inner Pie

- Living very comfortably with your present income
- Living rather comfortably with your present income
- Living with some difficulties with your present income
- Living with a lot of difficulties with your present income
- Refusal (SPONTANEOUS)
- Don't know

**QA19. How satisfied or not are you with the measures taken so far to tackle the rising cost of living (for example the rising food or energy prices) by ...?** (%)



# Parlemeter 2022

26,431 interviews | face-to-face\*  
12/10 - 07/11/2022

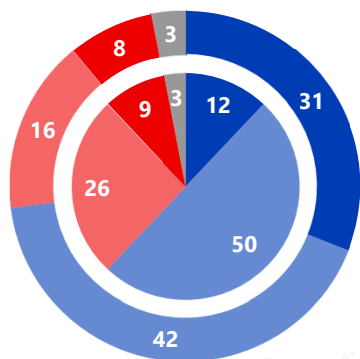
1,027 interviews | face-to-face  
12/10 - 21/10/2022

\*Including CAVI (Computer-assisted video interviewing)

## Factsheet Italy

### THE WAR IN UKRAINE

**QA14. Let's now think in more detail about the different actions taken by the European Union to support Ukraine since the start of the war, such as sanctions against the Russian government or financial, military or humanitarian support: do you approve or disapprove of these actions? (%)**

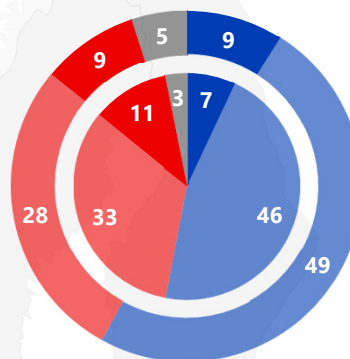


EU27 Outer Pie

IT Inner Pie

- Strongly approve
- Somewhat approve
- Somewhat disapprove
- Strongly disapprove
- Don't know / No answer

**QA15. How satisfied or not are you with the cooperation between EU Member States in addressing the consequences of the war in Ukraine? (%)**



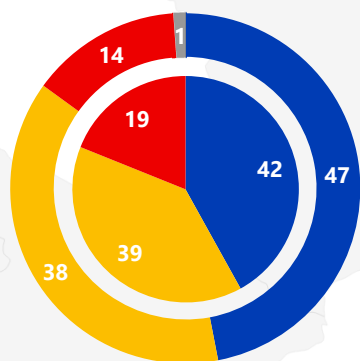
EU27 Outer Pie

IT Inner Pie

- Very satisfied
- Fairly satisfied
- Not very satisfied
- Not at all satisfied
- Don't know / No answer

### IMAGE OF THE EU AND EP

**D78. In general, does the EU conjure up for you a very positive, fairly positive, neutral, fairly negative or very negative image? (%)**



EU27 Outer Pie

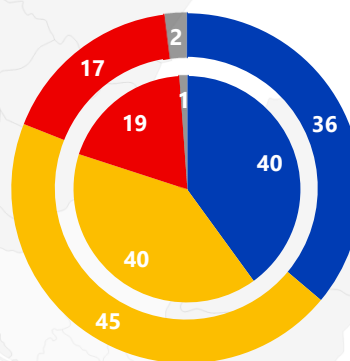
IT Inner Pie

	EU27		IT	
	Oct/Nov 2022	Apr/May 2022	Oct/Nov 2022	Apr/May 2022
Total 'Positive'	47	-5	42	-6
Neutral	38	+2	39	-1
Total 'Negative'	14	+2	19	+7
Don't know	1	+1	0	=

<span style="color: blue;">●</span> Total 'Positive'	47	-5	42	-6
<span style="color: yellow;">●</span> Neutral	38	+2	39	-1
<span style="color: red;">●</span> Total 'Negative'	14	+2	19	+7
<span style="color: gray;">●</span> Don't know	1	+1	0	=

▲▼ Evolution: Oct/Nov 2022 (EB98.1) – Apr/May 2022 (EB97.3)

**QA3. In general, do you have a very positive, fairly positive, neutral, fairly negative or very negative image of the European Parliament? (%)**



EU27 Outer Pie


IT Inner Pie


	EU27		IT	
	Oct/Nov 2022	Apr/May 2022	Oct/Nov 2022	Apr/May 2022
Total 'Positive'	36	-3	40	-4
Neutral	45	+2	40	-1
Total 'Negative'	17	+1	19	+5
Don't know	2	=	1	=

<span style="color: blue;">●</span> Total 'Positive'	36	-3	40	-4
<span style="color: yellow;">●</span> Neutral	45	+2	40	-1
<span style="color: red;">●</span> Total 'Negative'	17	+1	19	+5
<span style="color: gray;">●</span> Don't know	2	=	1	=

▲▼ Evolution: Oct/Nov 2022 (EB98.1) – Apr/May 2022 (EB97.3)

# Parlemeter 2022

 26,431 interviews | face-to-face\*  
12/10 - 07/11/2022

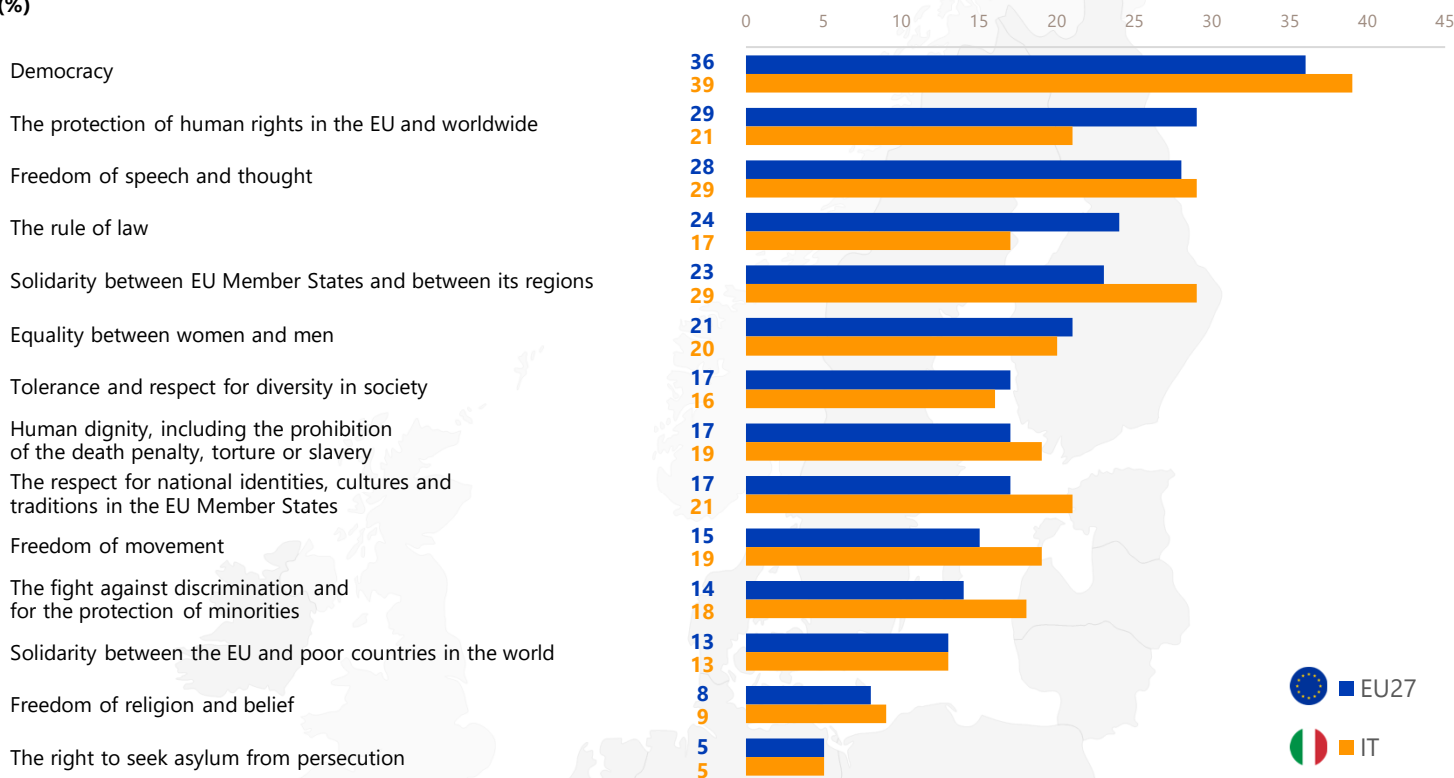
 1,027 interviews | face-to-face  
12/10 - 21/10/2022

\*Including CAVI (Computer-assisted video interviewing)

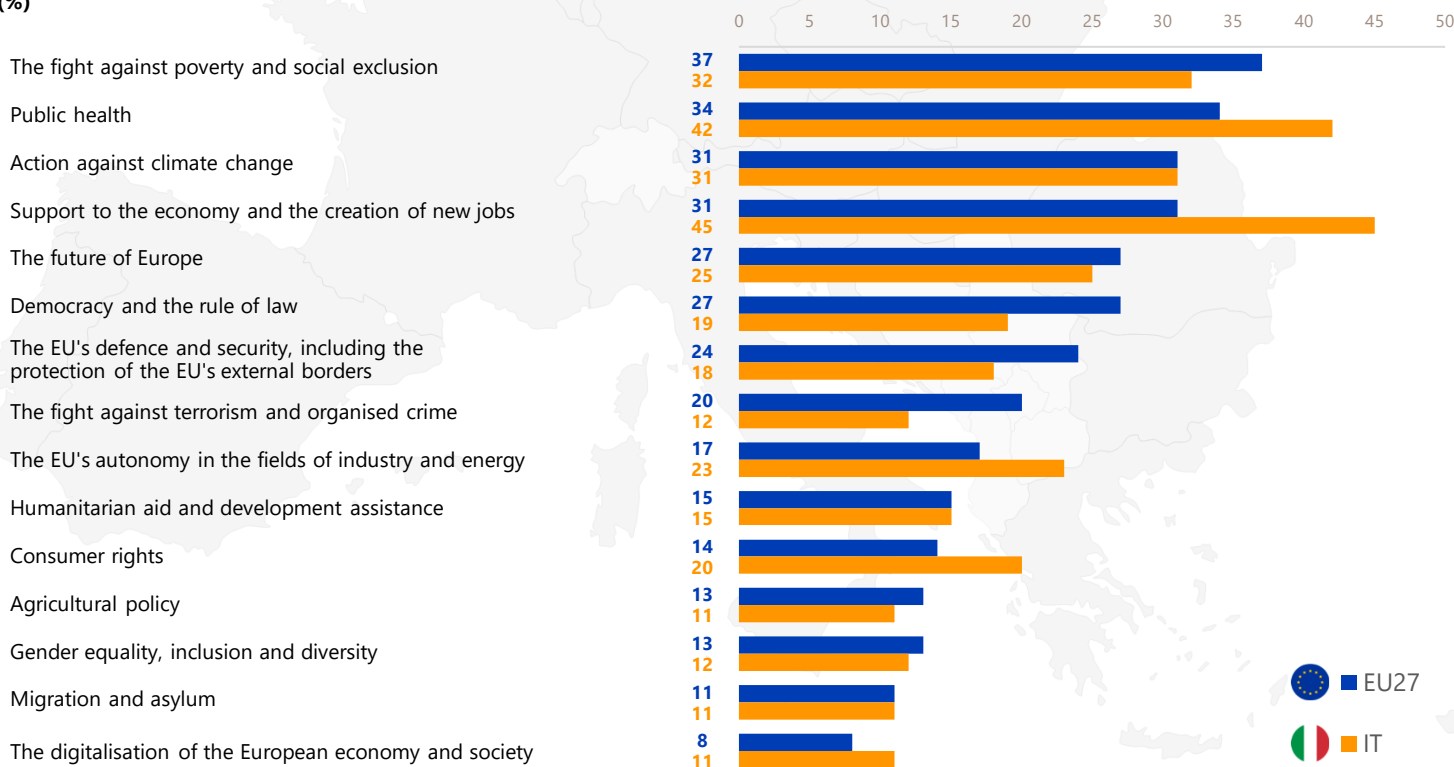
## Factsheet Italy

### VALUES AND PRIORITIES FOR THE EUROPEAN PARLIAMENT

**QA5ab. In your opinion, which of the following values should the European Parliament defend as a matter of priority? Firstly? And then? (MAX. 3 ANSWERS) (%)**



**QA6ab. Which of the following topics would you like to see addressed in priority by the European Parliament? Firstly? And then? (MAX. 4 ANSWERS) (%)**



# Parlemeter 2022

26,431 interviews | face-to-face\*  
12/10 - 07/11/2022

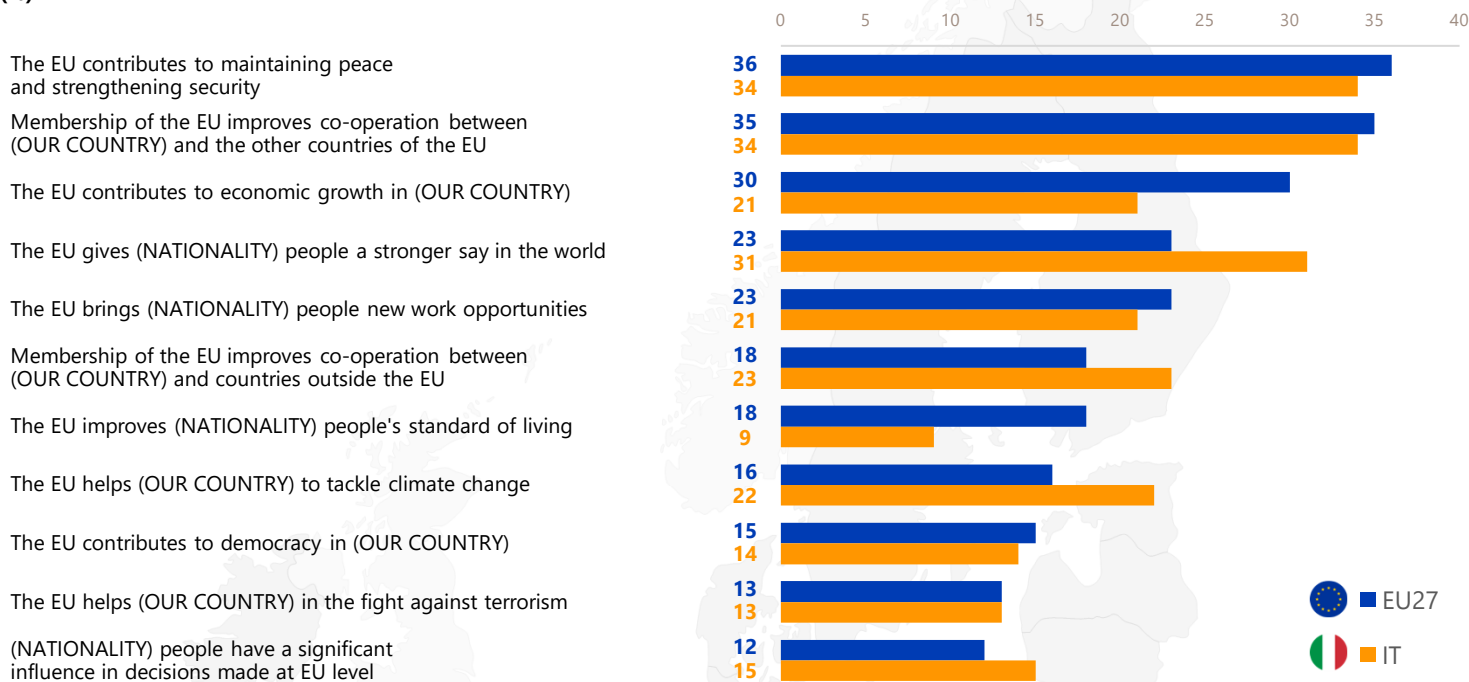
1,027 interviews | face-to-face  
12/10 - 21/10/2022

\*Including CAVI (Computer-assisted video interviewing)

## Factsheet Italy

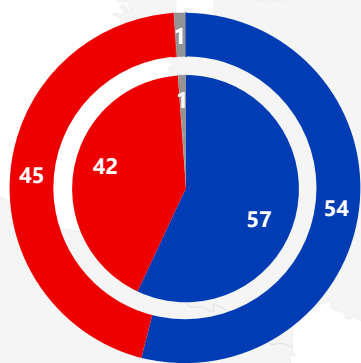
### MEMBERSHIP OF THE EU

**QA10ab. Regardless of whether you think (OUR COUNTRY) has benefited or not from being a member of the EU, which of the following are the main reasons why people think (OUR COUNTRY) has benefited from being a member of the EU? Firstly? And then? (MAX. 3 ANSWERS) (%)**



### EUROPEAN ELECTIONS 2024

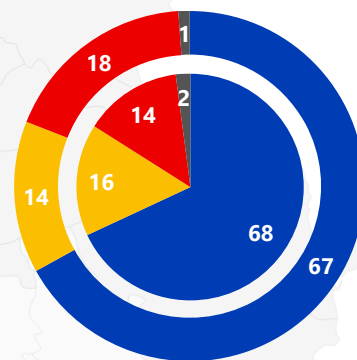
**QA21. The next European elections will be held in May 2024. How interested or not would you say you are in these elections? (%)**



	EU27		IT	
	Oct/Nov 2022	Sep/Oct 2017	Oct/Nov 2022	Sep/Oct 2017
Total 'Interested'	54	-1	57	+5
Total 'Not interested'	45	+2	42	-2
Don't know	1	-1	1	-3

▲▼ Evolution: 2022 (EB98.1) – 2017 (EB88.1)

**QA28. If the next European Parliament elections were to be held next week, how likely would you be to vote in these elections? Please use a scale from 1 to 10, where '1' means "not at all likely" and '10' means "very likely". (%)**



	EU27		IT	
	Oct/Nov 2022	Apr/May 2022	Oct/Nov 2022	Apr/May 2022
Total 'Likely' (7-10)	67	-4	68	-3
Total 'Neutral' (5-6)	14	+1	16	-1
Total 'Not Likely' (1-4)	18	+4	14	+3
Not eligible to vote (SPONTANEOUS)	1	=	2	+1
Prefer not to answer (SPONTANEOUS)	0	=	0	=
Don't know	0	-1	0	=

▲▼ Evolution: Oct/Nov 2022 (EB98.1) – Apr/May 2022 (EB97.3)