

INTERIM UPDATE

ERICSSON MOBILITY REPORT

ON THE PULSE OF THE NETWORKED SOCIETY

This document is a scheduled update to some sections of the Ericsson Mobility Report, released in November 2013.

To view or download a copy of the original report, please visit:
www.ericsson.com/ericsson-mobility-report

We will continue to share traffic and market data, along with our analysis, on a regular basis.

SUBSCRIPTIONS

LTE subscriptions reached 200 million in Q4 2013.

40 million new LTE subscriptions added during Q4 2013.

TRAFFIC

70% growth in mobile data traffic between Q4 2012 and Q4 2013.

MOBILE SUBSCRIPTIONS Q4 2013

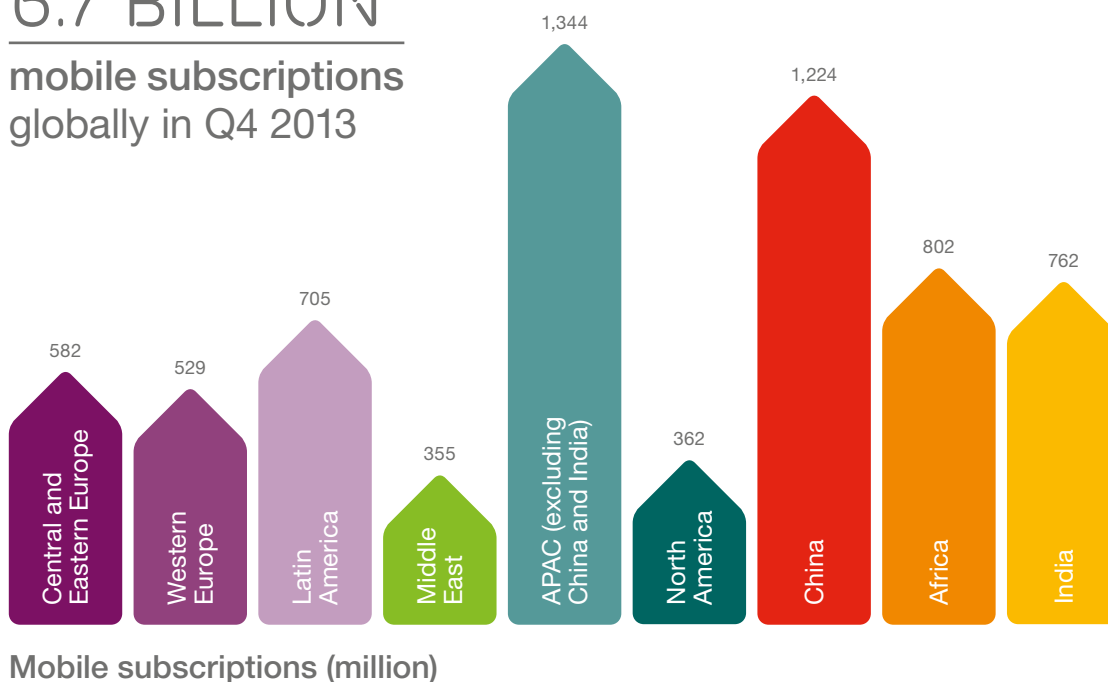
Total mobile subscriptions up to and including Q4 2013 were around 6.7 billion. Of these, 109 million new subscriptions were added during Q4. However, the actual number of subscribers is around 4.5 billion, since many have several subscriptions.

Global mobile penetration was 92 percent in Q4 2013. Other interesting developments include:

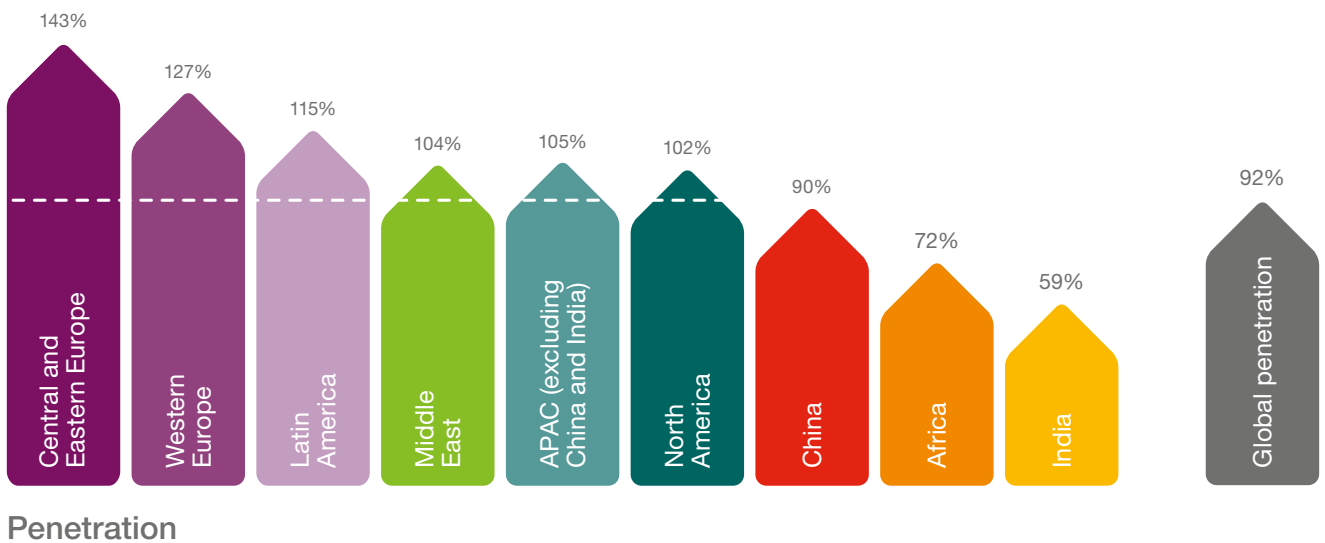
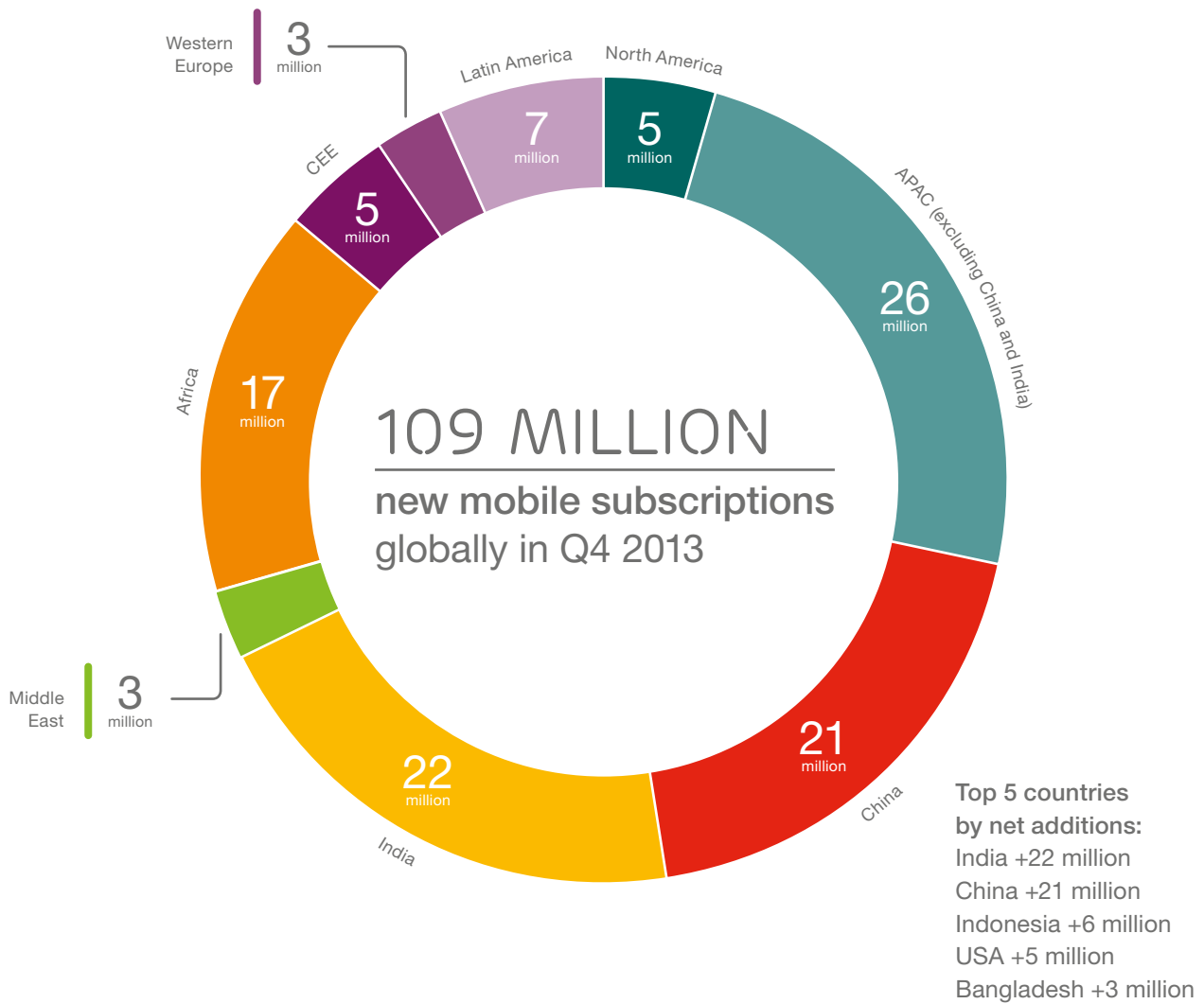
- > China and India each accounted for around 20 percent of net additions, adding approximately 20 million subscriptions.
- > Mobile subscriptions have grown around 6 percent year-on-year and 1.5 percent quarter-on-quarter.
- > In Q4 2013, mobile broadband subscriptions grew by around 150 million to 2.1 billion, reflecting a 40 percent year-on-year increase.

- > WCDMA & HSPA subscriptions grew by around 70 million and LTE subscriptions increased by approximately 40 million, reaching 200 million. The total number of subscriptions capable of using GSM grew by 100 million, while GSM-only subscriptions were flat.
- > There is continued strong growth in smartphone subscriptions globally, despite a moderating rate of growth in regions such as North America.
- > Around 1 billion smartphones were sold in 2013. This device represented close to 60 percent of all mobile phones sold in Q4 2013, compared to around 45 percent in Q4 2012. Of all mobile phone subscriptions, around 30 percent are associated with smartphones, leaving considerable room for further uptake.

6.7 BILLION mobile subscriptions globally in Q4 2013



Indian subscriptions include active VLR subscriptions.



Note that Turkey has been included as part of the Middle East instead of Central & Eastern Europe since Ericsson Mobility Report November 2013.

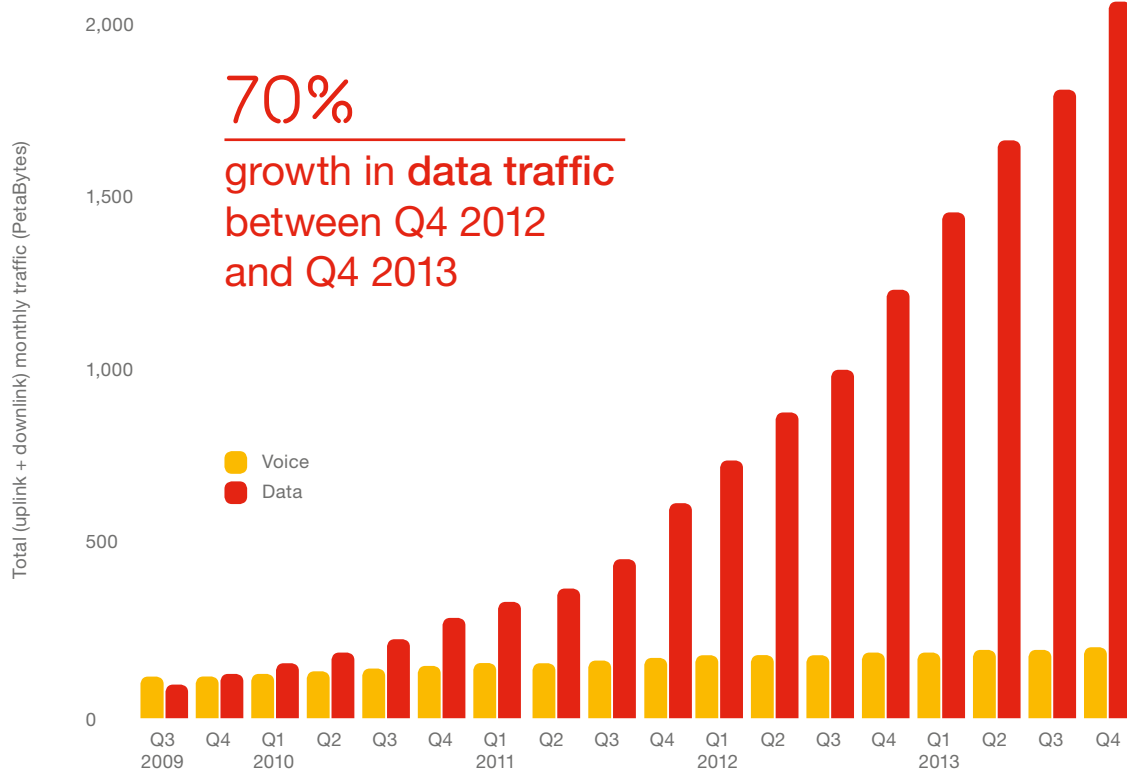
MOBILE TRAFFIC Q4 2013

Global traffic in mobile networks

The graph below shows total global monthly data and voice traffic. It depicts a strong increase in data traffic with a moderating rate of growth and flat voice traffic development. The number of mobile data subscriptions is increasing rapidly, and driving growth in data traffic along with a continuous increase in the average data volume per subscription. Data traffic grew around 15 percent between Q3 and Q4 2013.

It should be noted that there are large differences in traffic levels between markets, regions and operators.

These measurements have been collected by Ericsson over several years using a large base of commercial networks that together cover all regions of the world. They form a representative base for calculating world total traffic in mobile networks.¹



¹ Traffic does not include DVB-H, Wi-Fi, or Mobile WiMax. Voice does not include VoIP.

The contents of this document are based on a number of theoretical dependencies and assumptions and Ericsson shall not be bound by or liable for any statement, representation, undertaking or omission made in this document. Furthermore Ericsson may at any time change the contents of this document at its sole discretion and shall not be liable for the consequences of such changes.